

Guía para agregar y seleccionar idioma por defecto Moodle 3.1

Ingresar a tu moodle

Localhost/mimoodle

Entrar

Nombre de usuario

Contraseña

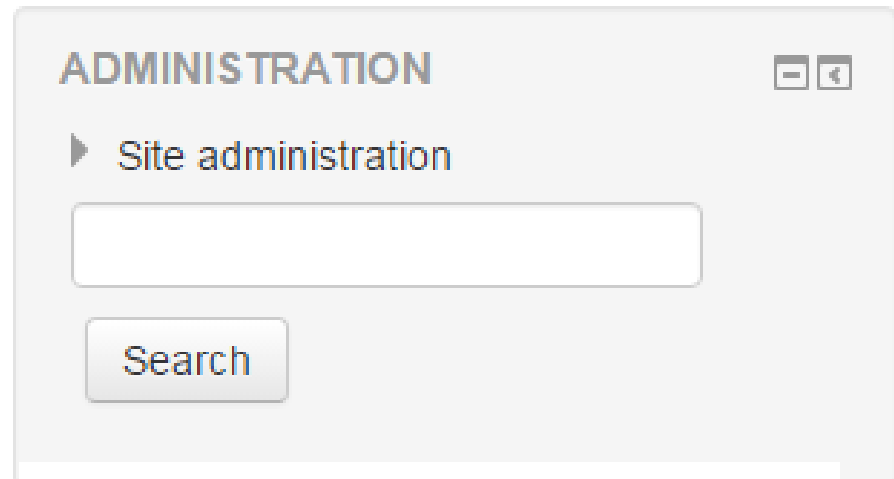
Recordar nombre de usuario

Entrar

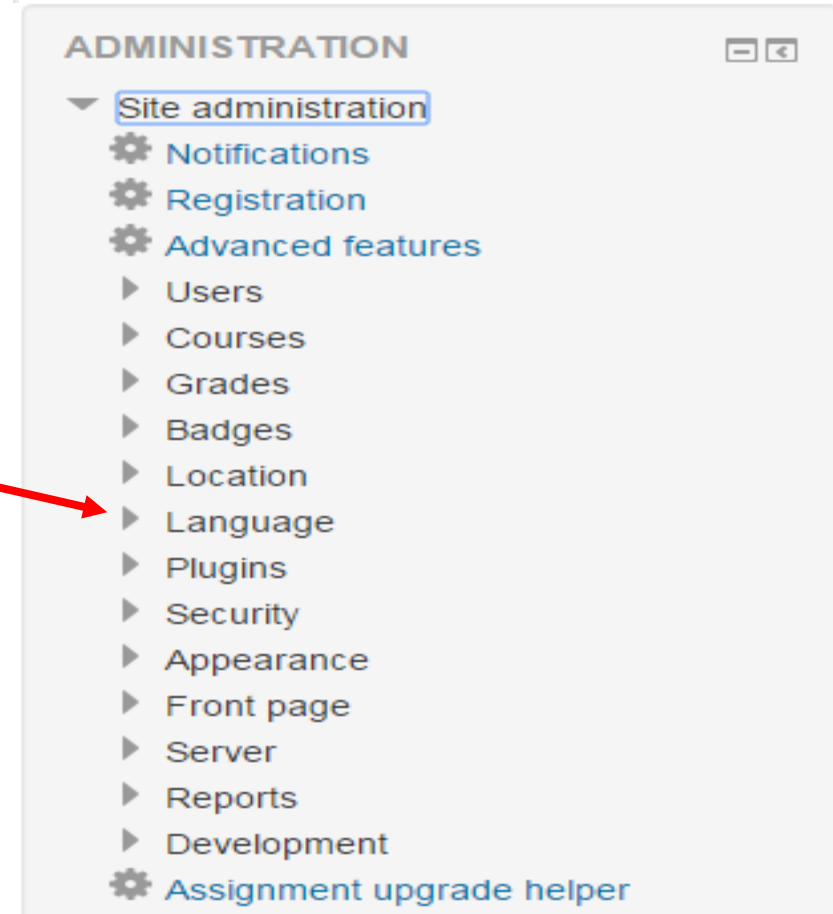
[¿Olvidó su nombre de usuario o contraseña?](#)

Las 'Cookies' deben estar habilitadas en su navegador [?](#)

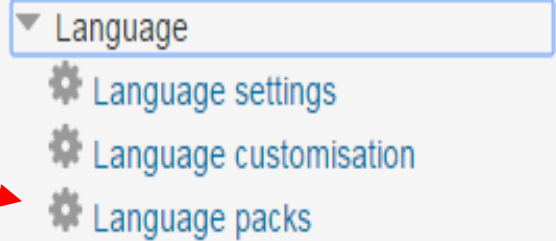
Ingrese a administración del sitio (click)



(click) Languaje




(click) Languaje Packs



Language import utility

Installed language packs



Uninstall selected language pack(s)

Update all installed language packs

(click) Selelcione Español Internacional (es)

Available language packs



(click) Aquí



Install selected language pack(s)

Packs idioma instalado

Language pack 'es' was successfully installed

Installed language packs

English (en)
Español - Internacional (es)

Uninstall selected language pack(s)

Update all installed language packs

Available language packs

Afrikaans (af)
አማርኛ (am)
Aragonés (an)
عربي (ar)
Asturianu (ast)
Azərbaycanca (az)
Башҡорт теле (ba)
Беларуская (be)
Български (bg)
বাংলা (bn)
Breizh (br)
Bosanski (bs)
Català (ca)
Català (Valencià) (ca_valencia)
سنڌي (ckb)
Čeština (cs)
Cymraeg (cy)
Dansk (da)
Dansk (kursus) (da_kursus)
Dansk Rum (da_rum)
Deutsch (de)
Deutsch community (de_comm)

Install selected language pack(s)

